

2023 Annual Regional Solid Waste Plan Update

2023 Annual Progress Report

2023 TDEC Survey Response

2022 Waste & Recycling Reports (calendar year)

Purpose of Document:

This document provides information for updating the Regional Solid Waste Plan, reporting the region's annual progress on waste reduction and diversion requirements, answering survey questions, and presenting quantitative waste and recycling totals from the previous calendar year. It is a facsimile of the data entered into an online reporting tool called Re-TRAC, as required by state law. Although the author strives for accuracy, reporting accuracy can vary greatly among reporters. The highest quality information is provided by the City of Knoxville and Knox County regarding their public collection programs. TDEC conducts a quality control review after the region's reporting is finalized, so the totals here may differ from those presented by State of Tennessee agencies. TDEC officials issue a letter regarding progress and compliance with required diversion targets after reviewing the reporting.

The Knox County Regional Solid Waste Board receives this report at a public meeting where they may question the authors about the process and information reported. The Board approves the report by authorizing the Board Chair to sign off electronically on the final document in the Re-TRAC system. The reporting is finalized when the Knox County Mayor completes a final sign-off through Re-TRAC.

The information in the report is used by the Solid Waste Board and local solid waste offices for guidance in making solid waste decisions and formulating solid waste policies for the region. While the region's plan is developed cooperatively, the City and County Solid Waste programs may take independent action as needed, without consulting each other or following the plan. Therefore, nothing stated or reported in this document should be construed as a limit on County or City authorities.

For questions about this document or solid waste assistance within Knox County, contact Knox County Solid Waste at 865-215-5865 or email solidwaste@knoxcounty.org.

References in Tennessee Code Annotated (T.C.A.) about Waste Plans and Annual Reporting

- T.C.A. 68-211-814 Municipal solid waste region plans — Authority of region or solid waste authority after approval. —
- T.C.A. 68-211-815 Municipal solid waste region plans — Contents. —
- T.C.A. 68-211-871 Annual report — Contents — Annual progress report — Sanctions for noncompliance — Annual reports by recovered materials facilities. —



General Information

Administrative Contact Information

Report Author:

Drew Thurman

Solid Waste Regional Planning Board Membership

Contact Solid Waste by Email at solidwaste@knoxcounty.org or phone by 865-215-5865

Nick Jackson (Chair)
Representing Knox County
Term Expires:03/31/2027

Catherine Wilt
Representing Knox County
Term Expires
03/31/2024

Kim Davis
Representing Knox County
Term Expires
03/31/2024

Jay Price
Representing City of
Knoxville
Term Expires
03/31/2025

Ronnie Nease
Representing Knox County
Term Expires
03/31/2027

County Mayor:

Glenn Jacobs
Knox County Mayor
400 Main Street, Suite 615
Knoxville, TN 37902
865-215-2005
County.Mayor@knoxcounty.org

Other Key Contacts

Drew Thurman
Solid Waste Policy &
Planning Manager
Knox County Engineering
and Public Works
205 West Baxter Avenue
Knoxville, TN 37917
865-215-5865
solidwaste@knoxcounty.org

Makenzie Read
Waste and Resources Manager
City of Knoxville
400 Main Street #520
Knoxville, TN 37902
865-215-2817
mread@knoxvilletn.gov

Zach Johnson
Solid Waste Operations
Manager
Knox County Engineering
and Public Works
205 West Baxter Avenue
Knoxville, TN 37917
865-215-5865
solidwaste@knoxcounty.org

Demographic Information (Completed by TDEC)

Locally compiled demographic information can be found at:

Knox - Knox County Planning Agency/Commission
Knoxville Area Facts & Figures
<https://knoxplanning.org/data/facts-and-figures>

Narrative Surveys

10 Year Plan Update | 2020-Annual

From Re-TRAC:

Each Region submitted an original 10 Year Plan detailing the roles and responsibilities of those who provide solid waste and materials management services. Tennessee Code Annotated §68-211-814(a)(3) and Rule 0400-11-01-.09(3)(j) require each Region to submit an annual progress report covering the next ten (10) years that serves as routine update to the Region's original 10 Year Plan. Similarly, Rule 0400-11-01-.09(3)(d) requires each county to develop a comprehensive integrative municipal solid waste management plan consistent with the 2015 – 2025 Solid Waste and Materials Management State Plan. Each county comprehensive integrative municipal solid waste management plan then modifies, updates and contributes to each Region's Plan, Rules 0400-11-01-.09(3)(e). Information provided in the following fields will serve as the county's comprehensive integrative municipal solid waste management plan which informs updates to each Region's annual progress report.

The Department understands that not all elements of the Plan change year to year. We encourage the Region to review all of the sections below and think about its plans for the next 10 Years, and the updates needed to amend its original plan.

In the past reporting year, have there been any changes or update to the region's Plan? If so, enter the updates/changes/amendments in the appropriate section.

Thinking over the next 10 years, will any of the contents of the current Regional Plan need to be updated? The contents of the Municipal Solid Waste Region Plans, described in §68-211-815(b), are listed below. By checking the box for that section, there will be an opportunity to review and amend the section. Tennessee Code Annotated requires Region plan amendments shall be consistent with the state solid waste plan.

Section(s) the Region would like to amend:

- Demographics
- Current System Analysis
- Adoption of the uniform financial accounting system required by §68-211-874
- Anticipated growth trends for the next ten-year period
- Anticipated waste capacity needs
- Planned capacity assurance, including descriptions of planned or needed facilities
- A recycling plan, including a description of current public and private recycling efforts and planned efforts to enhance recycling within the county or region
- A plan for the disposal of household hazardous wastes
- A description of waste reduction and recycling activities designed to attain the goal required by §68-211-861
- A description of education initiatives aimed at businesses, industries, schools, citizens and others; which addresses recycling, waste reduction, collection and other goals
- An evaluation of multi-county solid waste disposal region options with an explanation of the reasons for adopting or failing to adopt a multi-county regional approach
- A timetable for implementation of the plan
- A description of the responsibilities of the various participating jurisdictions

[X] A plan for managing solid waste generated as a result of disasters or emergencies, based upon the FEMA 325 Public Assistance Program

Plan for Managing Solid Waste Generated as a Result of Disasters or Emergencies, Based Upon the FEMA 325 Public Assistance Program

Did you previously upload a copy of the region's Debris Management Plan (DMP) for the 2018 or 2019 reporting period?

Yes (answered "No" to allow for a new plan to be uploaded)

The County has a new Disaster Debris Management Plan. It will be uploaded in Re-TRAC and an electronic file will also be transmitted to TDEC Materials Management Offices to ensure they have a file on copy.

Annual Progress Report

1. Convenience Centers

Are there permitted convenience centers in the county or its municipalities?

Yes

Convenience Centers	Hours	Address	Zip code	Permit#
Carter	Closed Wed/Sun; M, T, Th, F 8am-6pm; Sat 7am-3pm	8815 Asheville Highway	37924	47-0027
Dutchtown	Closed Wed/Sun; M, T, Th, F 8am-6pm; Sat 7am-3pm	10618 Dutchtown Road	37932	47-0022
Halls	Closed Wed/Sun; M, T, Th, F 8am-6pm; Sat 7am-3pm	3608 Neal Drive	37918	47-0483
John Sevier	Closed Wed/Sun; M, T, Th, F 8am-6pm; Sat 7am-3pm	1950 West Governor John Sevier	37920	47-0449
Karns	Closed Wed/Sun; M, T, Th, F 8am-6pm; Sat 7am-3pm	6930 Karns Crossing Lane	37931	47-0563
Powell	Closed Wed/Sun; M, T, Th, F 8am-6pm; Sat 7am-3pm	7311 Morton View Lane	37849	47-0532
Tazewell/Gibbs	Closed Wed/Sun; M, T, Th, F 8am-6pm; Sat 7am-3pm	7201 Tazewell Pike	37721	47-0526

2. Public Collection with Green Box (Rule 0400-11-01-.10(5)(a))

Does the county or its municipalities operate and use unmanned county collection containers or green boxes for municipal solid waste collection?

No

3. List publicly operated curbside municipal solid waste programs

Do residents in the county or each municipality have access to municipal solid waste curbside service(s)?

Yes

City of Knoxville

60,000 homes

Collected once a week

Semi-automated

95-gallon cart

Accepted: bulky, white goods, brush, tires

-City contracts Waste Connections to provide weekly residential curbside trash to all single family, duplex, and up to 4 units on a parcel.

-City staff provide daily trash pickup to businesses and residents in the city center.

4. List publicly operated curbside recycling programs

Do residents in the county or each municipality have access to curbside recycling service(s)?

Yes

City of Knoxville

33,583 homes

Single Stream recycling

95-gallon cart

Collected every other week

5. List publicly operated recycling drop-off locations

Are there publicly operated recycling drop-off locations in the county or its municipalities not associated with convenience centers?

Yes

Area	Description	Address
West	Cedar Bluff -City Recycling Center	341 Parkvillage Road, Knoxville
East	Chilhowee Park/Magnolia Ave -City Recycling Center	210 Alice Street, Knoxville
Downtown	Old City -City Recycling Center	227 Willow Avenue, Knoxville
South	Chapman Highway -City Recycling Center	225 W. Moody Avenue, Knoxville
North	Goodwill Store -City Recycling Center	5412 Pleasant Ridge Rd, Knoxville

Public/private partnership with Goodwill and City of Knoxville. Staffed from 8 AM to 8 PM, seven days a week.

6. List any recovery businesses that accept, buy, or process recyclable materials for the county or its municipalities. Does the county or municipalities have recovery businesses that accept, buy, or process recyclable materials for the county or its municipalities?

Goodwill Industries of Knoxville

Green Energy Biofuel

Liberty Tires

SA Recycling (was PSC Metals)

Approved 4/14/2023

Southeastern Recycling
Spectra Environmental
Westrock
Universal Environmental Services (formerly Enterprise Oil)
Green Wave Computer Recycling
Amerigas

**7. List any restrictions or bans placed on wastes collected in the county or each municipality
Does the county or municipalities have any restrictions or bans placed on wastes collected?**

Yes

County or Municipality

Knox County

-Metals

Steel, Tin, Iron, Copper, Aluminum Beverage Containers, all Other Aluminum, Bronze and Brass, Oil Filters

-Organics

Yard Trimmings, Green Wastes, Intert Debris

Provide additional explanation, if necessary:

County restricts organics and inert debris and metal from MSW stream. Organics above are sent to green waste facilities, inert debris to C&D landfills and source separate metals.

8. Check all obstacles that apply to expanding recycling in the county or its municipalities.

1. Knox County

- Funding
- Citizen Apathy
- Lack of Support
- Education
- Markets
- Staff
- Other: participation in drop-off, willingness to pay for services

2. City of Knoxville

- Funding
- Markets

City and County only collect items for recycling if there is a market available. Without robust markets citizens are not encouraged to continue recycling. Citizens are less likely to participate in source separated drop offs.

9. Management of Organics**Does the county or its municipalities manage organics?**

Yes

City of Knoxville

Accepted: Yard Trimmings, post-consumer food and produce; pruning/tree maintenance, leaves, food scraps (drop-off).

-The mulch facility is privately owned and contracts with the city. The City just introduced a food scrap drop off program. Scraps are composted at a local nonprofit farm.

10. Assistance for Backyard Composting**Does the county or its municipalities offer assistance for backyard composting?**

No

11. Disaster Debris or Storm Event**In the last year, did a disaster debris or storm event increase the tonnage of organics diversion or disposal for the county or its municipalities?**

No

Does your local government have a disaster debris plan?

Yes

1. Disaster Debris Plan

Knox County

Has the County submitted a draft to TEMA to file?

Yes -will be once reporting is final and voted by board, chair signoff, mayor signoff.

Has the County submitted a draft to FEMA to file?

Yes -will be once reporting is final and voted by board, chair signoff, mayor signoff.

Has the County submitted a draft to TDEC to file?

Yes -will be once reporting is final and voted by board, chair signoff, mayor signoff.

Provide additional information, if necessary:

Knox County finalized a draft Disaster Debris Management Plan (DDMP) in February 2023. The plan has been uploaded as an amendment to the Knox County Solid Waste Plan to be voted on by the Solid Waste Board as part of the annual meeting to approve the annual reporting. Once approved and signed off by the Board Chair and the Mayor the final draft of the plan will be shared with local, state, and federal agencies as needed.

12. Recycling Services for Other Entities Beside Residents**Does the county or its municipalities offer recycling services to other entities besides residents?***

Yes

City of Knoxville

Curbside

Drop-off Locations

Commercial Entities serviced: 250

Special Events: 2

Approved 4/14/2023

Provide additional information, if necessary:

Glass is not collected at curbside single stream but is collected at the recycling centers.

13. What methods do the county and each municipality use to collect, transport and dispose of their municipal solid waste?

1.Knox County

Primary collector:

- Publicly
- Open Market
- Contract

Collection-Transportation Equipment:

- 3 Roll-off Trucks owned by Knox County

Hauling and Transportation Destination: (Check all that apply)*

Materials sent to Transfer Station

Direct haul to landfill (No Transfer Station)

Provide additional explanation, if necessary:

County only listed roll-off trucks owned and operated by Knox County. There are several other types of waste trucks used by multiple contractors servicing the County Convenience Centers and County facilities.

2.City of Knoxville

Primary collector:

- Publicly
- Contract

Collection-Transportation Equipment:

- 9 Side Load Refuse Trucks
- 6 Rear Load Trucks

Hauling and Transportation Destination: (Check all that apply)*

Materials sent to Transfer Station

Direct haul to landfill (No Transfer Station)

Provide additional explanation, if necessary:

City staff pickup downtown garbage in 2 rear loaders. Our contractor, Waste Connections, picks up all other curbside residential trash in side-loaders and rear loaders.

14. What methods do the county and each municipality use to collect, transport, process or recycle their commodities?

1.Knox County

Primary collector:

- Publicly
- Open Market
- Contract

Collection-Transportation Equipment:

- Unknown amount of Side Load Refuse Trucks
- Unknown amount of Front Load Trucks
- Unknown amount of Rear Load Trucks
- 3 Roll-off Trucks owned by Knox County

Hauling and Transportation Destination:

Direct haul to private processing facility (No Transfer Station)

Provide additional explanation, if necessary:

County only listed roll-off trucks owned and operated by Knox County. There are several other types of waste trucks used by multiple contractors servicing the County Convenience Centers and County facilities.

2. City of Knoxville

Primary collector:

- Publicly
- Contract

Collection-Transportation Equipment:

- 4 Side Load Refuse Trucks
- 3 Rear Load Trucks
- 5 Roll-off Trucks

Hauling and Transportation Destination:

Direct haul to private processing facility (No Transfer Station)

Provide additional explanation, if necessary:

City staff pickup recycling from businesses and residences downtown in two rear loaders, Waste Connections uses a combination of side-loaders and one rear-loader to pick up curbside recycling, and Waste Connections moves our roll-offs from our recycling centers.

15. Education Efforts

1. Community Recycling Events

City of Knoxville, Knox County, Non-profits, Businesses
Persuade and Inform
County-Wide

2. Expos, Trade Shows, Public Outreach, & Consultation

City of Knoxville and Knox County
Persuade and Inform
County-Wide

3. Knox County Litter Prevention Education

Knox County and Keep Knoxville Beautiful
Persuade and Inform
County-Wide

4. Awards

City of Knoxville, Knox County, Non-profits, Utilities, Businesses
Inform
County-Wide

5. CAC AmeriCorps

City of Knoxville, Knox County, Non-profits, Utilities, Businesses
Persuade and Inform
County-Wide

6. Regional Medication Collection Program

City of Knoxville, Knox County, Non-profits, Utilities, Businesses

Persuade and Inform
County-Wide

7. Recycling Education
City of Knoxville
Persuade and Inform
County-Wide

The City of Knoxville specifically targets educational programs to 30,000 City of Knoxville residents and 60,000 households. The County focuses on general recycling education about available public and private services to anyone requesting information in the County as well in the Knoxville metropolitan statistical area which can include advising individuals/businesses of recycling providers that operate outside of Knox County.

16. Check all that apply and complete funding options that the county and its municipalities use to fund their programs.

Knox County

How is the program funded?

- Grants
- Other Taxes

Specify 3 Year Average Grants amount:

\$70,000 (TDOT Litter Grant)

Specify 3 Year other taxes amount:

\$5,000

City of Knoxville

How is the program funded?

- Other Taxes

Specify 3 Year Average Grants amount:

\$10,000

There were some questions as to whether the funding was only asking about "educational funding". City and County only estimated the amount of educational funding directly spent by the City/County solid waste offices.

17. Contracting Out of Services

Does the county or its municipalities contract out its services?

Yes

Knox County, Construction and Demolition Landfill, Meridian, 2021-2030
Knox County/City of Knoxville, MSW Disposal, Waste Connections, 2020-2030
Knox County, Facilities Waste & Recycling, Waste Management, 2019-2024
Knox County, Roll-off Hauling Services, Waste Connections, 2021-2028
City of Knoxville, Curbside trash & recycling hauling, Waste Connections, 2017-2032
City of Knoxville, Construction and Demolition Landfill, Meridian, 2018-2027
Knox County/City of Knoxville, Material Recovery (MRF), WestRock, 2019-2029
Knox County, Used Oil and Hydrocarbon Recovery, Spectra Environmental, 2020-2025
Knox County, Tire Recycling, Liberty Tire, 2022-2027
City of Knoxville, Mulch Contract, Living Earth, 2016-2036

Are any of the above contracts considered an exclusive franchise?

No

Not enough line items for all the contracts. The City of Knoxville curbside trash contract effectively locks out other providers from providing curbside trash for single family homes but waste companies are free to service apartments and businesses.

18. Complete the following section for the county and its municipalities that provide solid waste and/or recycling services.

Knox County

Municipal Solid Waste Services:

How many part-time?

2

How many Full Time Equivalents (FTE)?

33

Total Staff

35

Recycling Services:

How many part-time?

2

How many Full Time Equivalents (FTE)?

33

Total Staff

35

Provide a brief explanation of employee roles noted above, if necessary:

County does not differentiate waste from recycling employees. All County team members work in some combination of waste, recycling, or litter removal.

City of Knoxville

Municipal Solid Waste Services:

How many part-time?

0

How many Full Time Equivalents (FTE)?

19

Total Staff

19

Recycling Services:

How many part-time?

2

How many Full Time Equivalents (FTE)?

2

Total Staff

4

Provide a brief explanation of employee roles noted above, if necessary:

NA

19. Budget and other optional uploads

Please upload a copy of last Fiscal Year's Solid Waste and Sanitation Fund expenses, revenues, assets and liabilities for the county below by clicking on "Upload File" under A. Solid Waste and Sanitation Fund. Please use options B-J to upload the Solid Waste and Sanitation Fund expenses, revenues, assets and liabilities of the municipalities within the county. There are also upload options for any other additional reports, documents, and files deemed relevant to this Annual Progress Report.

Provide additional information, if necessary:

Necessary City and County budget documents uploaded into Re-TRAC.

TDEC Survey Questions

1. Are there any policies, statutes, rules, protocols, or ordinances that inhibit the county and municipalities from having effective programs? Reference specific statutes, rules, policies, or documents when answering the question.

County or Municipality Name: Knox County

Focus on Demand Generation:

Statewide focus has been too reliant on increasing the "collection" or "supply" of recyclables. We should have a statewide whole of government approach focusing on increasing "demand" and market development. Agencies such as TDEC, TNECD (Economic Development), and TDOT should collaborate to recruit and invest in industry leading to increased demand for recyclables as raw materials. Laws should require incorporation of recyclable items into state-funded infrastructure such as shingles/tires in roads to increase demand of these recyclables.

Tire Program/Law/Rules: Knox County waste officials have meaningful suggestions on any process to change laws, rules, regulations, or guidance related to tires, tire taxes/fees, recycling, beneficial end use, proper handling, storage, processing, and disposal.

Litter vs Container Collection Program: A group is suggesting a repeal of the litter grant to be replaced with a container capture program. Knox waste officials want to capture food and beverage containers but do not support a "repeal and replace" model that would eliminate the litter grant. We favor market development over collection mandates. Collection mandates narrowly focus on collection and create additional burdens on existing collection programs. Littered containers are a problem, but the worst litter is small items such as cigarette butts, flimsy plastics, plastic bags, foamy plastic, straws, and other small light weight/small items. These items are worse for the environment. Increasing container collection doesn't affect these items.

Microplastics and Proper Disposal: There is an increasing concern about waste, recycling, and microplastics. There are also people that do not fully appreciate the importance of safe sanitary disposal provided by landfills. More education is needed to properly value the service Class I landfills provide when paired with proper materials management.

2. Are there any parts or utility of the 10 Year Solid Waste and Materials Management Statewide Plan, Plan Update or Annual Progress Report the county and municipalities do not understand?

County or Municipality Name: Knox County
No.

3. What role can Materials Management play to be the biggest resource to the county and its municipalities?

County or Municipality Name: Knox County

To ensure success in setting TDEC policy goals and executing effective plan strategies, it is essential to engage county waste officials as key stakeholders in the process.

4. What is needed in the county and municipalities to further waste reduction, recycling, diversion, or end markets in Tennessee?

County or Municipality Name: Knox County

Revitalizing Statewide Waste Materials Management:

The current focus on collection without sufficient end markets has proven to be an ineffective strategy, leading to a lower value for the waste and recycling industry both nationally and statewide. It's time to pivot towards a more comprehensive approach. In partnership with State Economic Development authorities, the State should aim to cultivate thriving markets beyond simple collection efforts by fostering growth in processing, manufacturing, and industries that invest in feed stocks, becoming end-users for collected materials. As a prime example, the State could incentivize paper packaging manufacturers to establish or expand processing and manufacturing facilities that use recycled materials. This would increase the value of paper, reduce collection costs, and drive economic growth and job creation across the region, while also addressing the challenge of relying on global supply chains and fluctuating values of collected materials. Another example of this is how the State of Tennessee recently announced that Ford will be manufacturing batteries in Tennessee. This type of development may lead to increased demand for old batteries due to necessary inputs for manufacturing new batteries, but a strategic approach would be for the state to also recruit a battery recycling company in order to dovetail with this potential need by the manufacturer.

5. §68-211-871(b) requires an annual progress report on the implementation of the regional comprehensive integrated municipal solid waste management plan. What steps are the county and municipalities taking locally to contribute to regional plan implementation?

County or Municipality Name: Knox County

Knox County operates in accordance with all applicable laws, statutes, and guidelines, while continuously upholding best practices and making necessary changes to comply with TDEC regulations. The county's officials advocate for a collaborative and participatory approach towards waste planning and management, recognizing that support from large counties benefits not only the citizens of Knox County, but also the state of Tennessee as a whole.

6. What areas would you like to see the Division of Solid Waste Management focus on in coming years to help the county and municipalities be successful implementing the Region's plan and programs?

County or Municipality Name: Knox County

There is great potential to transform waste materials into valuable resources, but a county-by-county approach may not be enough to achieve meaningful, sustainable progress. Instead of focusing solely on individual county collection systems, a cooperative approach that involves state and local governments, industry, the private sector, and statewide development groups, could bring about major advancements



in recycling, proper disposal, end-market development, economic growth, environmental law enforcement, toxic material removal, legacy dumpsite remediation, mitigation of climate change, and environmental protection. By embracing a collaborative strategy, tailored actions can be taken that are mutually beneficial, rather than relying on a top-down approach that lacks input from all stakeholders.

Quantitative Surveys

2022 Calendar Year Landfill Disposal Summary (entered by TDEC)

Type	Landfill	Tons
Class I	Chestnut Ridge Landfill And Recycling Center - SNL010000160	254,687.83
Class I	Meadow Branch Landfill Inc - SNL540000174	229,392.96
Class I	Volunteer Regional Landfill - SNL760000271	64,466.20
Class I	Loudon County Landfill - SNL530000203	2,575.04
Class I	Lakeway Sanitation and Recycling, Inc. Landfill - SNL320000280	1,145.81
Class I	Rhea County Class I Landfill - SNL720000269	29.55
Class I	Hamblen County/Morristown Landfill -SNL320000152	23.66
Class I	BFI Carter Valley Landfill - SNL370000185	7.19
Class I Total		552,328.24
Government Controlled		
County Class I Portion		37,824.30
City Class I Portion		62,335.50
Government Class I Total		100,159.80
Government Class I Percent		18%
Type	Landfill	Tons
Class III/IV	Poplar View Class III Landfill - DML470000057	121,739.90
Class III/IV	Riverside C&D Landfill, LLC - DML470000011	98,762.50
Total		220,502.40
Government Controlled		
County Class III/IV Portion		15,123.50
City Class III/IV Portion		35,075.90
Government Class III/IV Total		50,199.40
Government Class III/IV		23%
Government Share of Total Landfilled		
Total Landfilled		772,830.64
Total Government Controlled		150,359.20
Government Total Landfilled Percent		19%



2022 Calendar Year Recycling & Diversion Reporter Summary

Industrial, Commercial, Institutional

ID	Sector	Reporter	Total Tons
1928867	All sectors	WestRock Recycle Knoxville	44,752.14
1924829	All sectors	The LETCO Group, LLC DBA Living Earth	32,882.71
1911473	All sectors	SA Recycling (formerly PSC Metals)	31,801.84
1945895	Commercial	Walmart	9,190.36
1929781	Industry	Cooper Metals	2,654.14
1924881	Institutional	University of Tennessee	2,133.17
1930381	Commercial	Target	1,720.72
1911437	Commercial	Goodwill Industries Knoxville, Inc.	1,422.75
1911489	Commercial	Southeastern Recycling	1,160.00
1932567	All sectors	Liberty Tires	1,063.41
1928651	Commercial	Dollar General	987.78
1929613	All sectors	Universal Environmental Services	914.05
Multiple	Commercial	Home Depot Stores	858.58
1953325	Commercial	O'Reilly Auto Parts	742.57
1928955	Commercial	AutoZone	739.52
1929319	Industry	Valley Proteins	691.44
Multiple	Commercial	Dollar Tree	417.58
1911499	Industry	Swift Industrial Power Inc	191.00
1911385	All sectors	Clean Harbors	185.67
1911465	Commercial	Master Battery	138.07
Multiple	Commercial	Family Dollar	89.03
1970639	Industry	OmniSource	19.46
1929961	Commercial	Sonoco Products Company	17.82
1911457	Institutional	Knox Area Rescue Ministries	13.09
1911509	Commercial	TN Gas LLC	1.56

Industrial, Commercial, Institutional Industry Total **134,788.47**
% of Total Recycling **74%**

Government (Residential Collection)

ID	Sector	Reporter	Total Tons
1887211	Government	City of Knoxville	36,047.11
1875471	Government	Knox County	9,910.74
1893565	Government	HHW (City and County)	361.95

Government & Residential Collection Total **46,319.80**
% of Total Recycling **26%**

Industrial, Commercial, Institutional Industry Total **134,788.47**
Government & Residential Collection Total **46,319.80**
Total Recycling **181,108.27**

2022 Calendar Year Total Waste Summary

Type	Total Tons	
All Class 1	552,328	
All Class III/IV	220,502	
All Recycling	181,108	
Total	953,939	
Diversion from Class I	401,611	42%
True/Actual Recycling*	181,108	19%

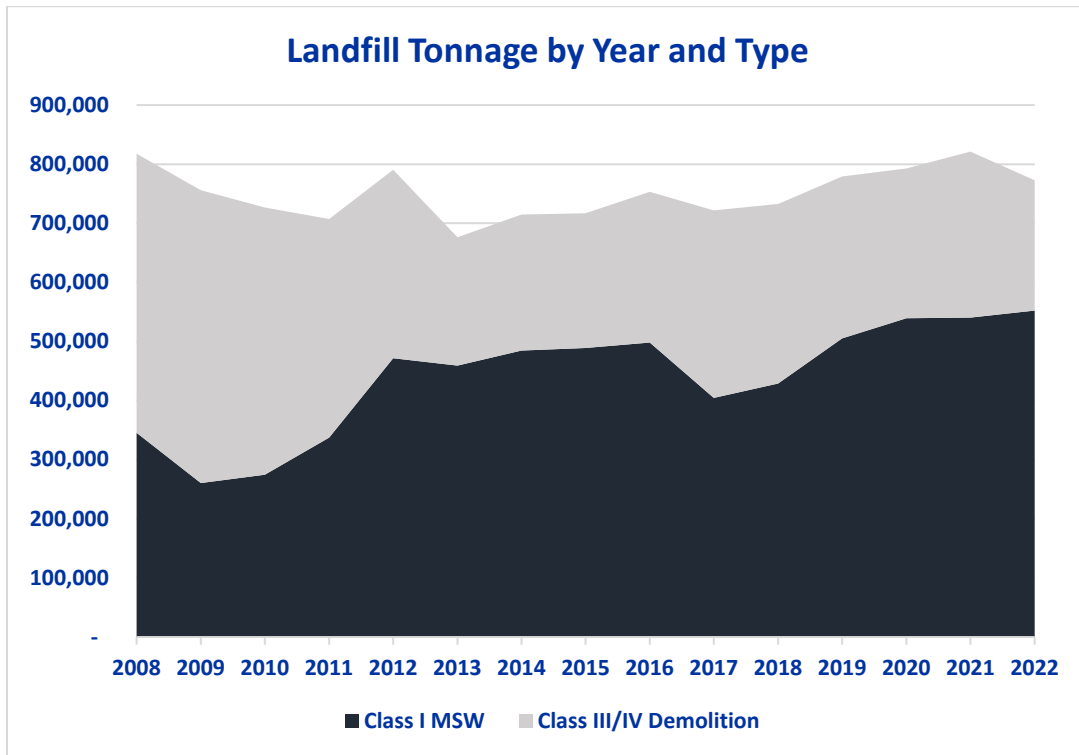
**The wording "True/Actual" is used because Tennessee counts material taken to Class III/IV landfills as a type of "diversion" which counts toward progress from the 1991 base year calculation for Annual Progress Reports (APR). The rationale being that material diverted away from Class I sanitary landfills is beneficial. Nationally and in many other states material that is sent to a demolition landfill is not counted as a form of diversion, so this distinction is made to show the difference. TDEC sometimes calls the actual recycling numbers the Real Time Diversion/Recycling Rate.*



Trends from Previous Reporting Years

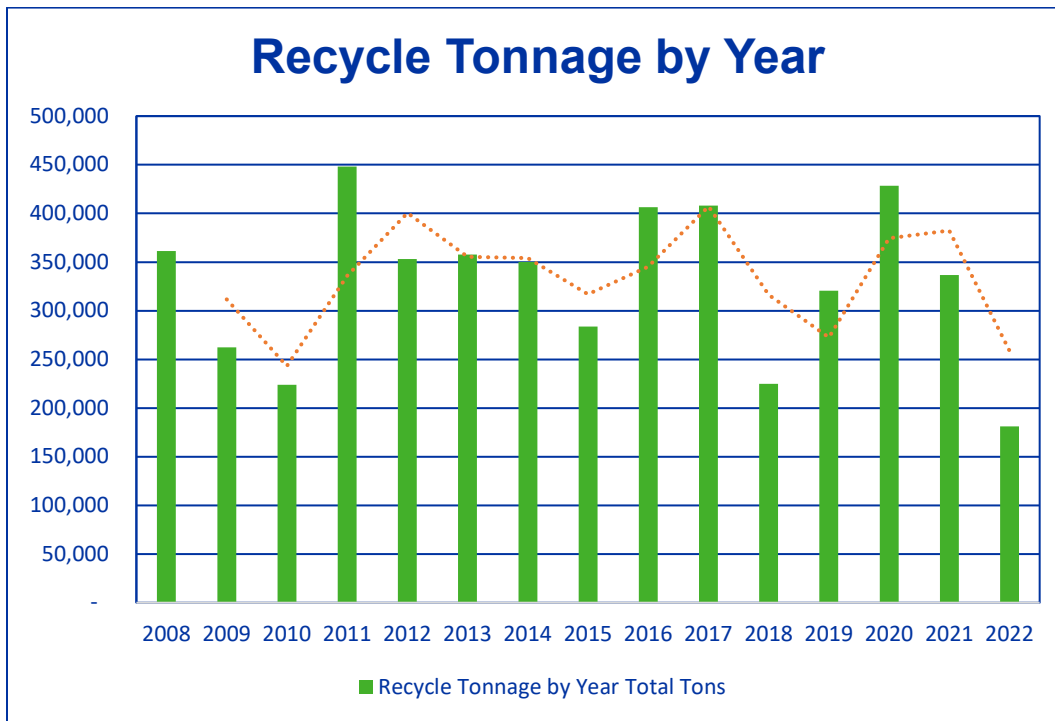
Landfill Tonnage by Year

Year	Total	Class I MSW	Class III/IV Demolition	Percent Class III/IV
2008	817,847	345,500	472,347	57.8
2009	755,890	260,544	495,346	65.5
2010	726,555	274,391	452,164	62.2
2011	707,085	337,508	369,577	52.3
2012	790,657	471,555	319,102	40.4
2013	676,252	459,043	217,209	32.1
2014	714,591	484,794	229,797	32.2
2015	717,011	489,109	227,902	31.8
2016	753,255	498,266	254,989	33.9
2017	721,745	404,647	317,098	43.9
2018	732,585	429,029	303,556	41.4
2019	779,274	505,405	273,869	35.1
2020	792,911	539,199	253,712	32.0
2021	821,298	540,217	281,081	34.2
2022	772,831	552,328	220,502	28.5



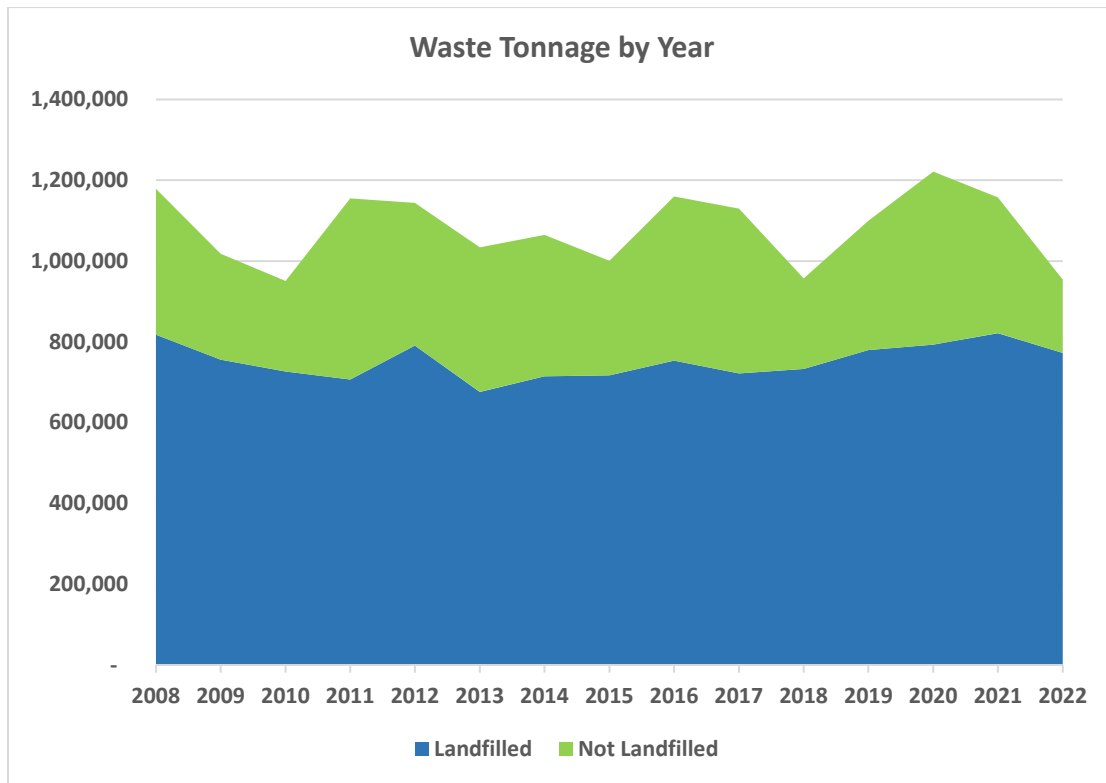
Recycle Tonnage by Year

Year	Total Tons
2008	361,247
2009	262,306
2010	224,009
2011	448,036
2012	353,034
2013	357,806
2014	350,185
2015	283,870
2016	406,441
2017	407,949
2018	224,737
2019	320,470
2020	428,473
2021	336,573
2022	181,108



Waste Tonnage by Year

Year	Total	Landfilled	Not Landfilled	% Not Landfilled
2008	1,179,094	817,847	361,247	31%
2009	1,018,196	755,890	262,306	26%
2010	950,564	726,555	224,009	24%
2011	1,155,121	707,085	448,036	39%
2012	1,143,691	790,657	353,034	31%
2013	1,034,058	676,252	357,806	35%
2014	1,064,776	714,591	350,185	33%
2015	1,000,881	717,011	283,870	28%
2016	1,159,696	753,255	406,441	35%
2017	1,129,694	721,745	407,949	36%
2018	957,322	732,585	224,737	23%
2019	1,099,744	779,274	320,470	29%
2020	1,221,384	792,911	428,473	35%
2021	1,157,871	821,298	336,573	29%
2022	953,939	772,831	181,108	19%



Tire Report

Year	2018	2019	2020	2021	2022
Tons of Tires managed	3,990	3,212	2,968	2,797	1,991
Tons of Tires sent to beneficial use	3,990	3,212	2,968	2,797	1,991
Tons of Tires landfilled	-	-	-	-	
Liberty Gate -Knox Customers	699	464	956	1,100	1,063
Total Tires	4,689	3,676	3,924	3,897	3,055

Liberty Gate customers are shown here for reference, but they are also reported as commercial activity and are reflected in the recycling activity charts elsewhere in the document.